

## Ladner

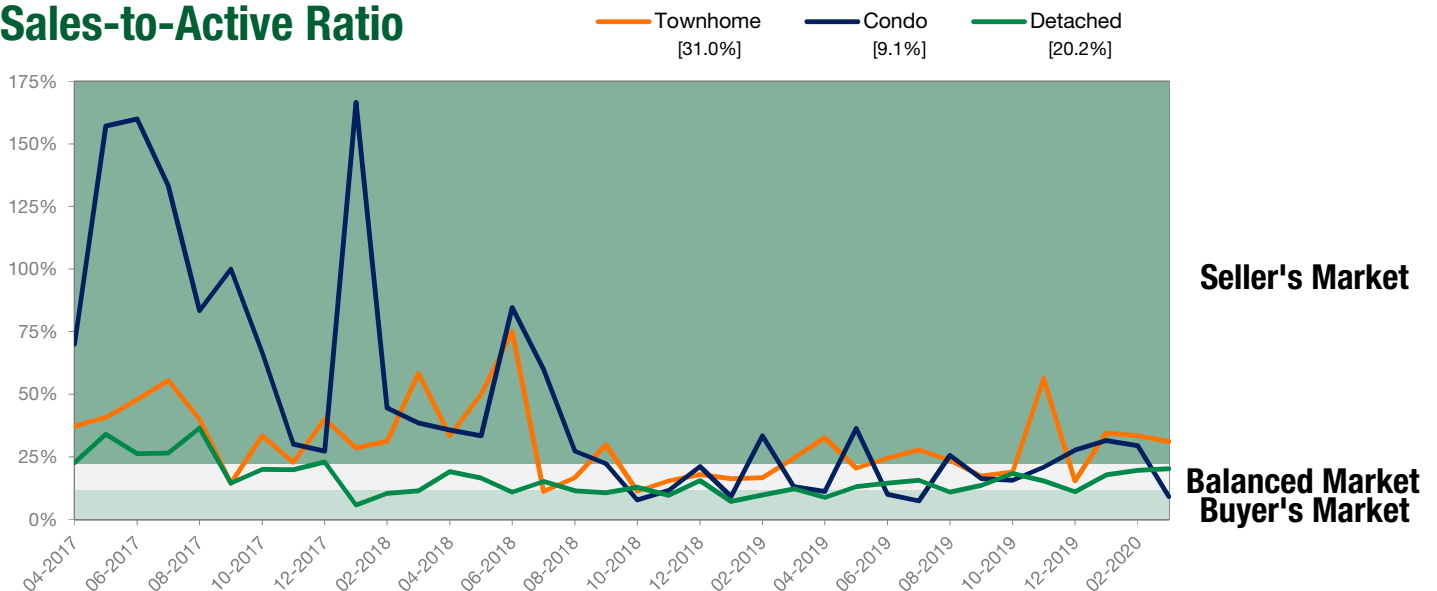
### March 2020

Detached Properties	March			February		
	2020	2019	One-Year Change	2020	2019	One-Year Change
<b>Activity Snapshot</b>						
Total Active Listings	94	115	- 18.3%	87	103	- 15.5%
Sales	19	14	+ 35.7%	17	10	+ 70.0%
Days on Market Average	19	47	- 59.6%	44	55	- 20.0%
MLS® HPI Benchmark Price	\$953,700	\$954,600	- 0.1%	\$940,500	\$933,000	+ 0.8%

Condos	March			February		
	2020	2019	One-Year Change	2020	2019	One-Year Change
<b>Activity Snapshot</b>						
Total Active Listings	44	23	+ 91.3%	34	18	+ 88.9%
Sales	4	3	+ 33.3%	10	6	+ 66.7%
Days on Market Average	66	54	+ 22.2%	35	42	- 16.7%
MLS® HPI Benchmark Price	\$433,200	\$432,600	+ 0.1%	\$435,100	\$445,400	- 2.3%

Townhomes	March			February		
	2020	2019	One-Year Change	2020	2019	One-Year Change
<b>Activity Snapshot</b>						
Total Active Listings	29	45	- 35.6%	30	42	- 28.6%
Sales	9	11	- 18.2%	10	7	+ 42.9%
Days on Market Average	33	62	- 46.8%	29	75	- 61.3%
MLS® HPI Benchmark Price	\$657,600	\$651,500	+ 0.9%	\$648,900	\$682,900	- 5.0%

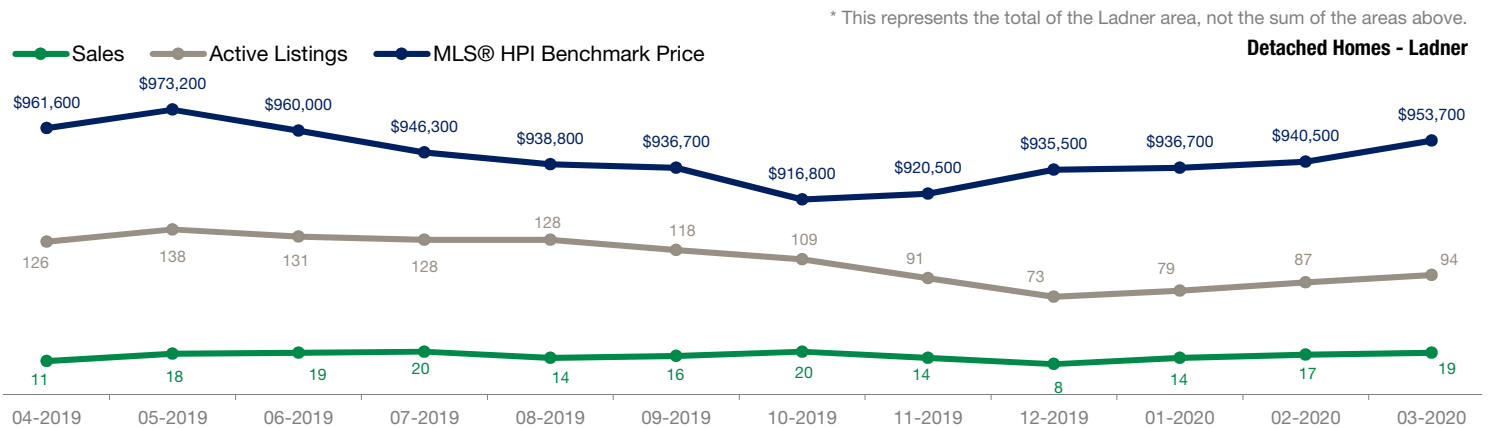
### Sales-to-Active Ratio



# Ladner

## Detached Properties Report – March 2020

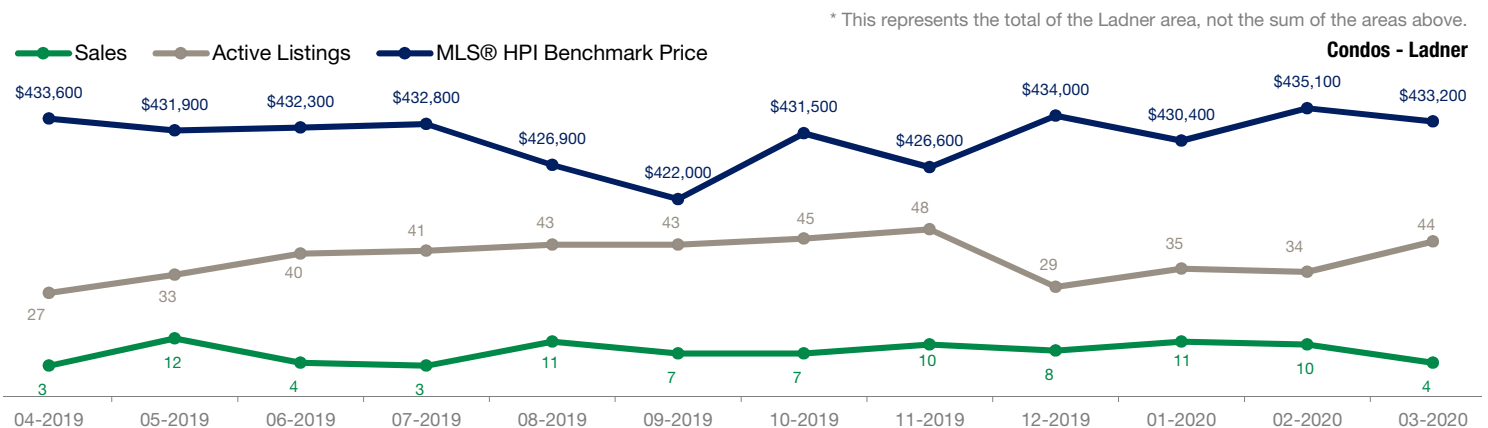
Price Range	Sales	Active Listings	Avg Days on Market	Neighbourhood	Sales	Active Listings	Benchmark Price	One-Year Change
\$99,999 and Below	0	0	0	Annacis Island	0	0	\$0	--
\$100,000 to \$199,999	0	0	0	Delta Manor	2	4	\$918,200	+ 2.2%
\$200,000 to \$399,999	0	1	0	East Delta	0	5	\$0	--
\$400,000 to \$899,999	6	19	19	Hawthorne	7	26	\$981,500	+ 1.9%
\$900,000 to \$1,499,999	13	50	19	Holly	2	9	\$960,300	- 3.4%
\$1,500,000 to \$1,999,999	0	9	0	Ladner Elementary	2	14	\$907,100	+ 2.8%
\$2,000,000 to \$2,999,999	0	3	0	Ladner Rural	0	12	\$1,590,900	- 1.2%
\$3,000,000 and \$3,999,999	0	1	0	Neilsen Grove	4	16	\$994,600	- 3.3%
\$4,000,000 to \$4,999,999	0	2	0	Port Guichon	2	6	\$0	--
\$5,000,000 and Above	0	9	0	Tilbury	0	0	\$0	--
<b>TOTAL</b>	<b>19</b>	<b>94</b>	<b>19</b>	Westham Island	0	2	\$0	--
				<b>TOTAL*</b>	<b>19</b>	<b>94</b>	<b>\$953,700</b>	<b>- 0.1%</b>



# Ladner

## Condo Report – March 2020

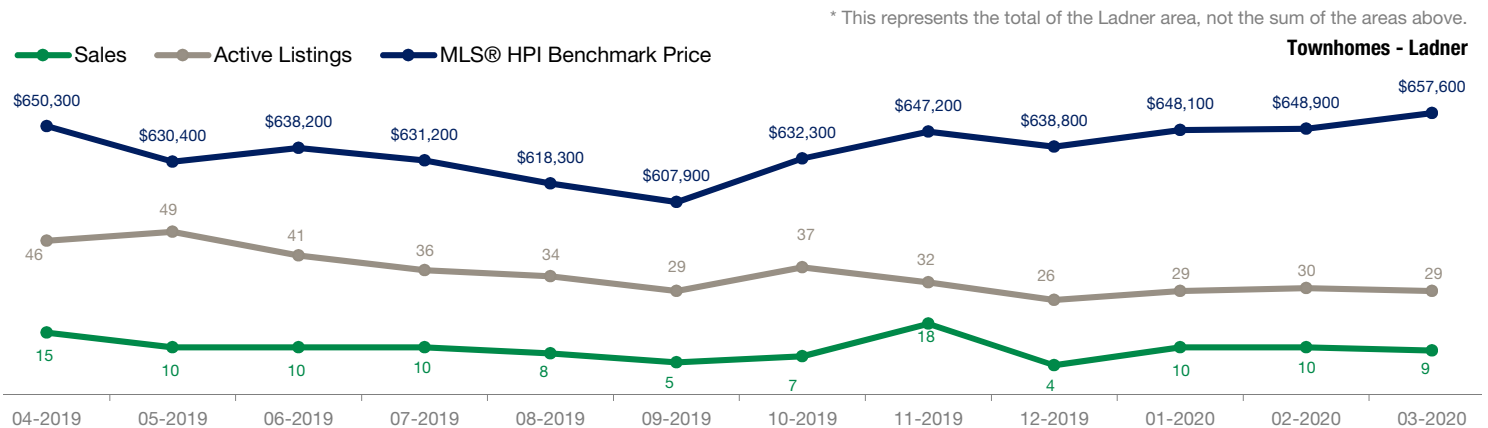
Price Range	Sales	Active Listings	Avg Days on Market	Neighbourhood	Sales	Active Listings	Benchmark Price	One-Year Change
\$99,999 and Below	0	0	0	Annacis Island	0	1	\$0	--
\$100,000 to \$199,999	0	0	0	Delta Manor	3	9	\$423,000	+ 0.8%
\$200,000 to \$399,999	0	3	0	East Delta	0	0	\$0	--
\$400,000 to \$899,999	4	40	66	Hawthorne	0	5	\$439,800	+ 2.8%
\$900,000 to \$1,499,999	0	1	0	Holly	0	0	\$0	--
\$1,500,000 to \$1,999,999	0	0	0	Ladner Elementary	1	11	\$371,600	- 1.5%
\$2,000,000 to \$2,999,999	0	0	0	Ladner Rural	0	6	\$0	--
\$3,000,000 and \$3,999,999	0	0	0	Neilsen Grove	0	12	\$540,600	+ 0.8%
\$4,000,000 to \$4,999,999	0	0	0	Port Guichon	0	0	\$0	--
\$5,000,000 and Above	0	0	0	Tilbury	0	0	\$0	--
<b>TOTAL</b>	<b>4</b>	<b>44</b>	<b>66</b>	Westham Island	0	0	\$0	--
				<b>TOTAL*</b>	<b>4</b>	<b>44</b>	<b>\$433,200</b>	<b>+ 0.1%</b>



# Ladner

## Townhomes Report – March 2020

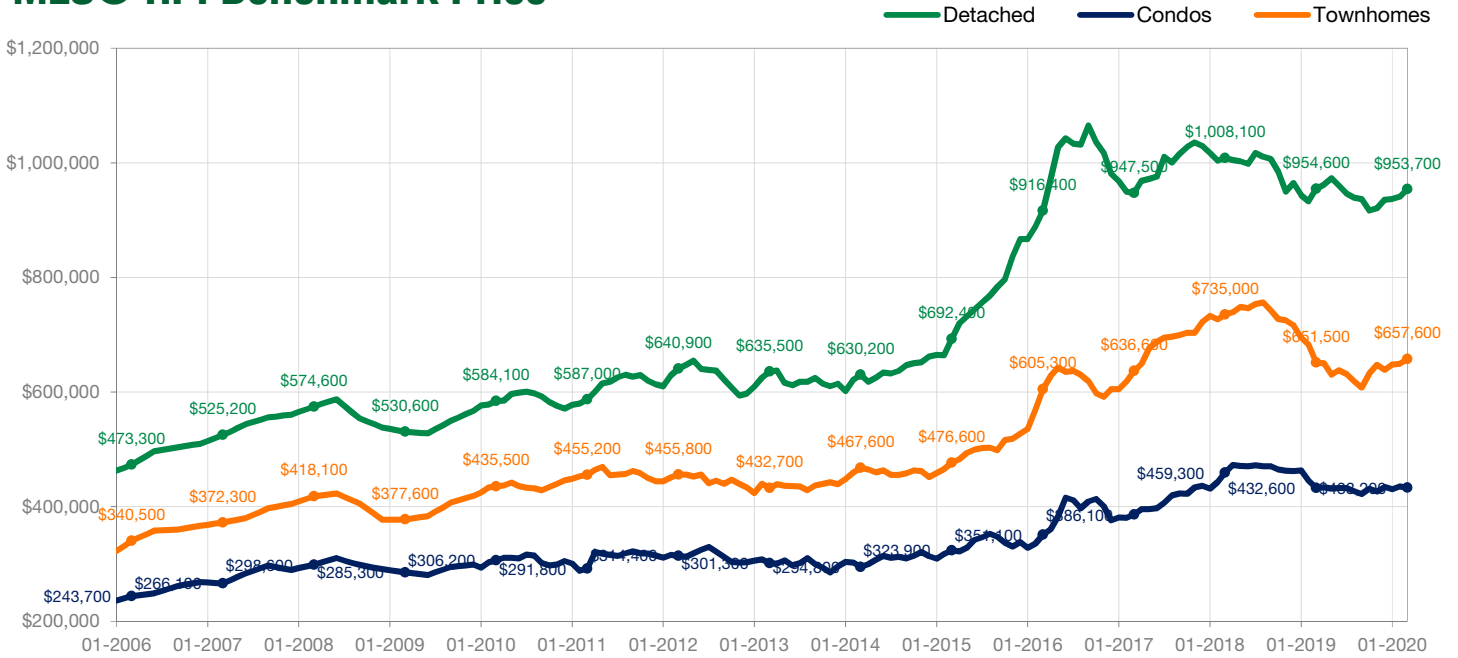
Price Range	Sales	Active Listings	Days on Market	Neighbourhood	Sales	Active Listings	Benchmark Price	One-Year Change
\$99,999 and Below	0	0	0	Annacis Island	0	0	\$0	--
\$100,000 to \$199,999	0	0	0	Delta Manor	1	3	\$718,000	+ 0.1%
\$200,000 to \$399,999	0	0	0	East Delta	0	0	\$0	--
\$400,000 to \$899,999	8	25	37	Hawthorne	1	5	\$650,200	+ 3.1%
\$900,000 to \$1,499,999	1	4	1	Holly	0	0	\$724,000	- 1.5%
\$1,500,000 to \$1,999,999	0	0	0	Ladner Elementary	2	7	\$622,100	+ 1.4%
\$2,000,000 to \$2,999,999	0	0	0	Ladner Rural	0	0	\$0	--
\$3,000,000 and \$3,999,999	0	0	0	Neilsen Grove	5	14	\$878,500	+ 0.5%
\$4,000,000 to \$4,999,999	0	0	0	Port Guichon	0	0	\$0	--
\$5,000,000 and Above	0	0	0	Tilbury	0	0	\$0	--
<b>TOTAL</b>	<b>9</b>	<b>29</b>	<b>33</b>	Westham Island	0	0	\$0	--
				<b>TOTAL*</b>	<b>9</b>	<b>29</b>	<b>\$657,600</b>	<b>+ 0.9%</b>



# Ladner

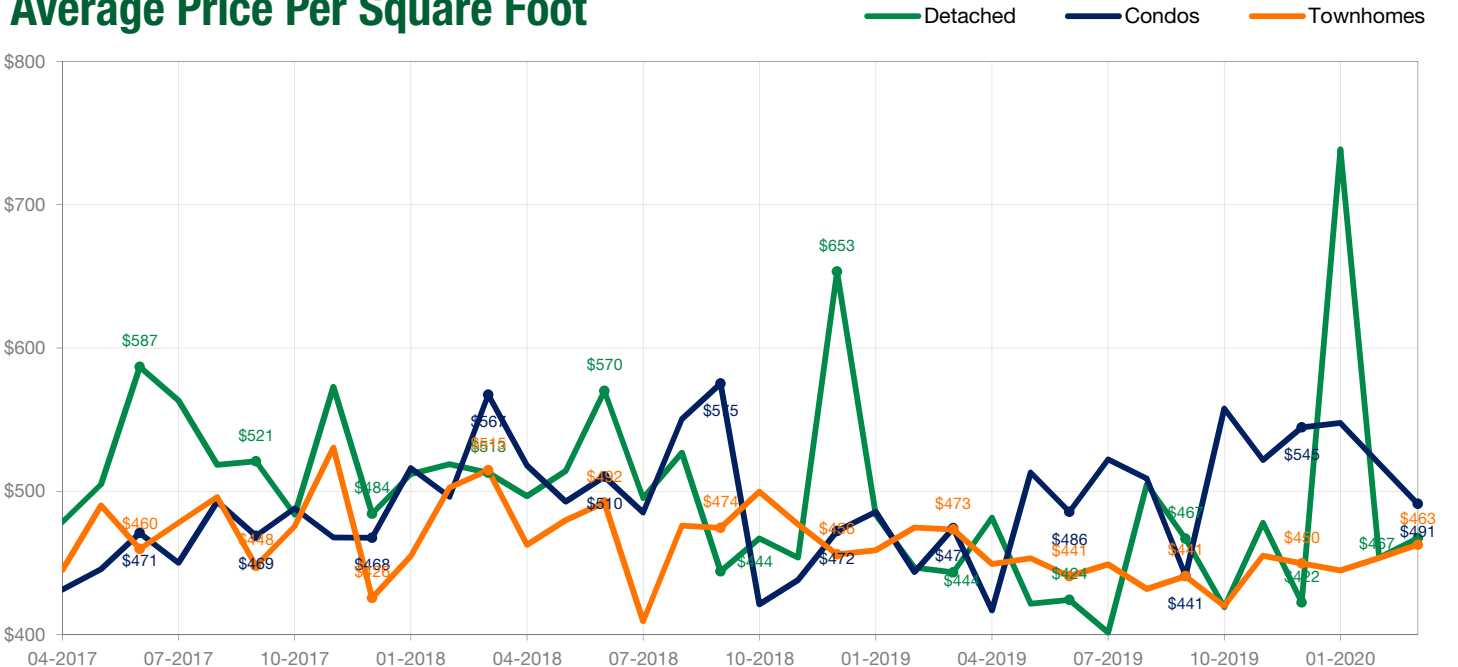
March 2020

## MLS® HPI Benchmark Price



Note: \$0 means that there is no sales activity, not \$0 as an MLS® HPI Benchmark Price.

## Average Price Per Square Foot



Note: \$0 means that there is no sales activity, not \$0 as an Average Price Per Square Foot.